


Utilizing Graphkit

to observe graphical correlations



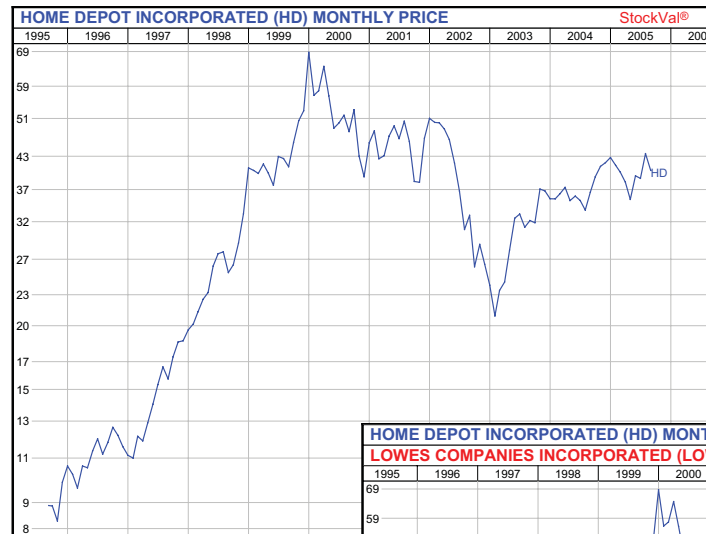
ABOUT STOCKVAL

Since 1985, StockVal has offered comprehensive equity analysis and portfolio management tools to the investment management community through distinctive software and database products.

The GraphKit facility is an open-ended tool designed for the construction of user-defined graphics. Unlike other graphing programs available in StockVal, GraphKit allows users to observe correlations between multiple securities and data items through overlay graphs. Hundreds of corporate and economic data series are accessible for selection and transformation into either single or dual scale images.

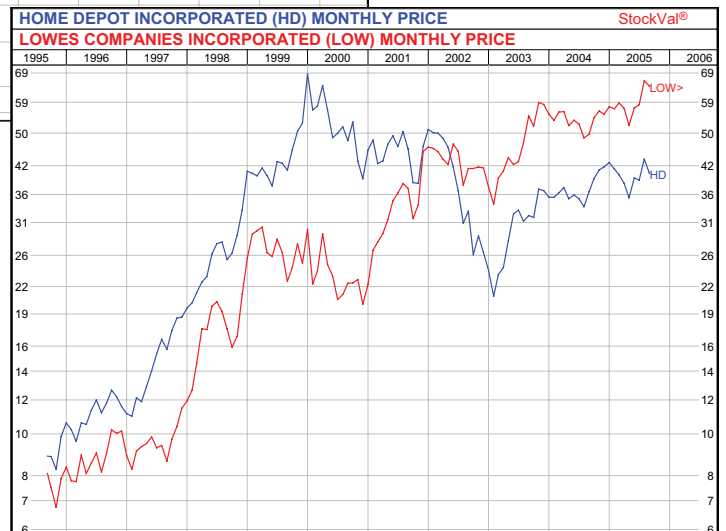
The initial GraphKit dialog box provides access to the custom (user-defined) and the StockVal graph libraries (depending on the selection).

Format Options Available:



Primary Graph Only
– One data series per ticker will appear on each graph.

Overlay with a Single Scale
– Two different data series per ticker will appear on each graph. Both series will be graphed on the same scale.



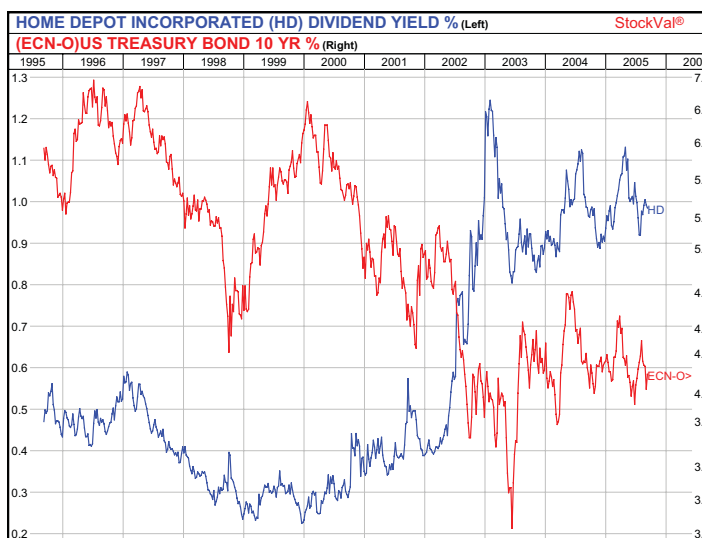
Overlay with a Dual Scale - Two different data series per ticker will appear on each graph. The Overlay Graphs will be fitted to their own scale, which appears on the right axis. Data pertaining to the right-hand scale will have a ">" next to its line.

Data Items Available:

Stock Data Items – Displays 25 categories of data available to users. Included in this array of information are data items such as financial statement items, profitability ratios, valuation metrics and pricing data.

Economic Data Items – Displays 25 categories of data including Interest Rates, Commodities, Gross Domestic Product and Foreign Exchange.

Data Transformations – GraphKit also allows users to transform raw equity and economic data into a variety of formats prior to graphing. Options include Relative Growth, Percent Change and Momentum Index units.



StockVal

© Reuters 2004. All rights reserved.

Reuters, StockVal and the Sphere logo are the trademarks of the Reuters group of companies around the world. Reuters, by publishing this document, does not guarantee that any information will ensure correct and faultless operation of the relevant service or equipment. Reuters, its agents and employees shall not be held liable to or through any user for any loss or damage whatsoever resulting contained herein. Except as permitted by law, no part of this document may be reproduced or transmitted by any process or means without the prior consent of Reuters. All other trademarks are the property of their respective owners.

13477-03.02

Privacy and Mailings

Reuters uses your data in accordance with Reuters privacy policy in the privacy footer at www.reuters.com. Reuters Limited is primarily responsible for managing your data. As Reuters is a global company your data will be transferred and available internationally, including in countries which do not have privacy laws but Reuters seeks to comply with its privacy policy. If you wish to see or correct data held on you or no longer wish to receive information about developments in Reuters Group products and services, such as free trials or events or you wish to change your preferred method of receiving a communication, please email esupport.global@reuters.com writing "Personal Details" in the subject title.

For more information on StockVal, contact your
StockVal Account Manager today, or call
1-800-637-8625.

VISIT US ONLINE AT WWW.STOCKVAL.COM